


# Which way does the wind blow?


Even more important than the fuel gauge on a modern lorry was the wind vane on a wherry's mast.

It told the skipper where the wind was coming from, how strongly it was blowing and whether it was gusting or steady.


*Can you see the wind vane in this picture of the wherry Albion? Put a ring round it.*



*Here are some designs of wind vanes from wherries of the past. Albion is the only one which still sails.*



*Albion's vane*



*Mermaid's vane*



*Typical Jenny Morgan or Welsh girl vane*



*Shamrock's vane*

Imagine you are a wherry owner and draw your own design here.