




Crossing Breydon Water



Broads Authority
The Broads - a member of the National Park family

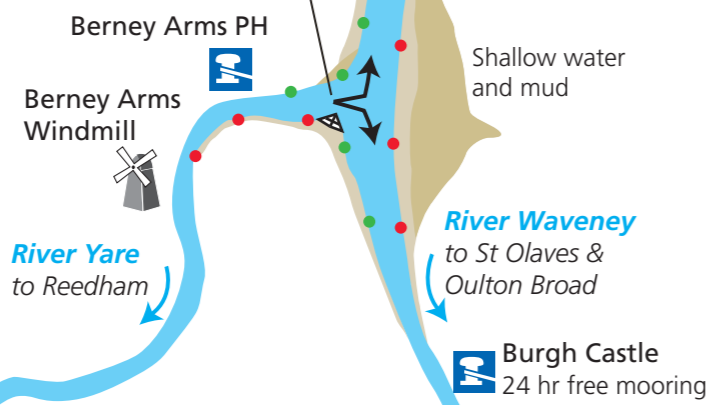
Before setting out ...

Don't just set out after breakfast – **think ahead and plan your journey.** If in doubt, call Great Yarmouth Yacht Station on 01493 842794 or Broads Radio Control on 01603 756056.

Check the weather and visibility before setting out across Breydon – don't travel if there is poor visibility or strong winds.

Check the tide tables or BROADCASTER visitor magazine for tidal information – always plan to depart or arrive at Great Yarmouth bridges **at slack water** (one hour after low water at Great Yarmouth Yacht Station). Tide will be less of a hazard and you will have maximum clearance under the bridges. This is also the best time to see wading birds.

TAKE CARE HERE
Always stay in the channel between the red and green posts.



channel Always keep within channel marked by the red and green posts. **NEVER** go outside the posts, Breydon is wide but very shallow outside the posts.

shallow water / mud

strong currents outside slack water

bridges Have your canopy/screen or mast lowered ready for passing under the bridges (see notes).

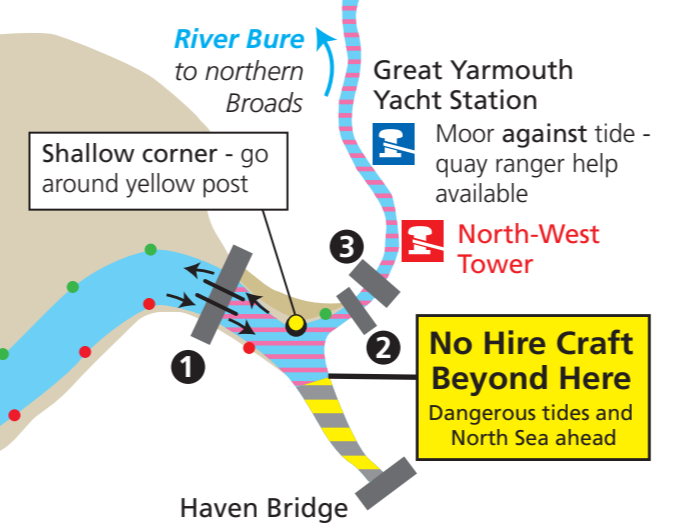
moorings Be aware of the rise and fall of the tide (about 2.2m or 7') and adjust your ropes and fenders accordingly. Mooring for emergencies and de-masting only

There are temporary mooring posts for de-masting both sides of the channel either side of Breydon Bridge

Remember

If you are asked to help anyone in trouble, **ask for expert help**, don't try to assist yourself. (See telephone numbers on back of leaflet.)

Be considerate, and to avoid committing an offence reduce your speed and wash when overtaking other boats. Remember there are strict speed limits when you enter the Rivers Bure, Waveney and Yare.



Bridge Clearance

Clearance at average high water during the summer is given below but **always check the bridge clearance boards.** The river is narrow and tides can be strong. Lower your canopy in plenty of time. Make sure everyone is down inside the boat.

1 Breydon Bridge 3.96 m (13')
Go through the right hand side span.

Navigate between the two arrows on the bridges. Stop lights indicate you must not pass through the centre span.

2 Vauxhall Bridge 2.06 m (6' 9")

3 Yarmouth/Acle Road Bridge 2.13 m (7')

Stop if three vertical red lights are lit on bridge.

NB In all cases tidal levels can vary considerably and so affect the above figures.

Go boating ... safely

- Always wear a life-jacket - it could save your life. It's easier to rescue a person wearing a life-jacket and much safer for the rescuer.
- Keep an eye on everyone on board.
- Keep everyone inside the boat or cockpit when crossing Breydon.
- Keep a good lookout - including behind you.
- Give moored boats, small boats and anglers plenty of space when you pass.
- Boats don't have brakes - they take time to slow down and stop so think ahead.
- Mind your head! - Keep everyone inside whilst going under bridges.
- Always approach your mooring against the tide or current.
- We advise you not to drink and drive on the water - you're more likely to trip, slip and fall - and if you fall overboard when intoxicated it can be more difficult to swim.
- Keep the boat shipshape - trailing ropes can trip or tangle and sometimes get caught around the propeller.

Help! Try to take a mobile phone, make sure it is charged and know your number.

Useful numbers

Emergencies 999
Coastguard, Police, Ambulance, Fire

Problems/advice Broads Radio Control
Broads Authority 01603 756056

Police 0845 4564567
non-emergency number for crime and anti-social behaviour

If you have to telephone in an emergency be as specific as possible about your location. Give:

- the name of the boat
- how many people are on board
- the name of the river
- the nearest village
- any nearby landmarks/post number
- the nearest 24 hour mooring site - this may include a grid reference



Further information, Byelaws and Better Boating DVD available from the Broads Authority, Dragonfly House, 2 Gilders Way, Norwich NR3 1UB tel 01603 610734 fax 01603 756069 broads@broads-authority www.broads-authority.gov.uk

© Crown copyright. All rights reserved. Broads Authority 100021573 (2009)