




Mooring



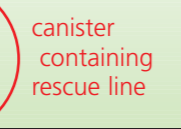
Where to moor

Some moorings are in the open countryside, while others have quay rangers and full facilities such as Great Yarmouth and Norwich yacht stations. You'll find:

- Broads Authority moorings
- Parish moorings
- Moorings at boatyards
- Private moorings

Check out any area before you attempt to moor, allowing particularly for the tide which could make your boat difficult to get on or off at low tide. Beware overhead power cables - LOOK OUT, LOOK UP! **Do not moor where instructed not to do so.**

Safety equipment



canister containing rescue line



Some mooring rules

- Always wear a life-jacket or buoyancy aid when mooring up or casting off.
- Always approach the mooring against the tide and current. Have your crew and lines ready.
- Know your knots and how to use rhond anchors.
- The fittest adult on board should be the one to moor up.
- At staffed moorings, please follow the directions of the quay rangers.
- **Never jump ashore** - the ground could be slippery. Don't use feet or hands to fend off. Use mooring posts and rings where provided.




- Allow slack in the mooring ropes for rises and falls in water level due to tidal effect - check the ropes regularly.
- If mooring stern on, where permitted, use your mud weight as added security and to stop the bow swinging around.
- **Take a torch and spare batteries if you'll be returning after dark**
- Be careful getting on and off your boat, especially at night or after drinking alcohol.
- Do not run along moorings - you could trip on ropes or posts.
- Remember - when leaving the mooring - WATCH OUT, GIVE WAY!

Think of others

- Don't trail mooring lines across footpaths, causing a trip hazard or blocking access for others.
- Only use barbecues on designated concrete areas and not on wooden quay headings, mooring posts, grassed areas or your boat.
- Please give priority to electric boaters at electric charging points.
- Be considerate - don't block off access to facilities or safety equipment.
- Don't run your engine when moored and don't cause a nuisance with other noise.

Fishing at moorings

- Follow local advice on whether you can fish from your mooring, but remember you need an Environment Agency fishing licence.
- At moorings anglers must give way to boats wishing to moor.
- If fishing close to boats, be considerate and don't scatter bait over their decks. Try using a pole cup to place your bait, rather than a catapult.
- Keep the pathway clear of equipment.

Please help us keep moorings clean and tidy, as you would hope to find them. **Recycle if possible.**  Never leave rubbish on the bank - it is unsightly and harmful to wildlife and the environment.

Help! Try to take a mobile phone, make sure it is charged and know your number.

Useful numbers

Emergencies	999
<i>Coastguard, Police, Ambulance, Fire</i>	
Problems/advice	Broads Radio Control
<i>Broads Authority 01603 756056</i>	
Police	0845 4564567
<i>non-emergency number for crime and anti-social behaviour</i>	

If you have to telephone in an emergency be as specific as possible about your location. Give:

- the name of the boat
- how many people are on board
- the name of the river
- the nearest village
- any nearby landmarks/post number
- the nearest 24 hour mooring site - this may include a grid reference

