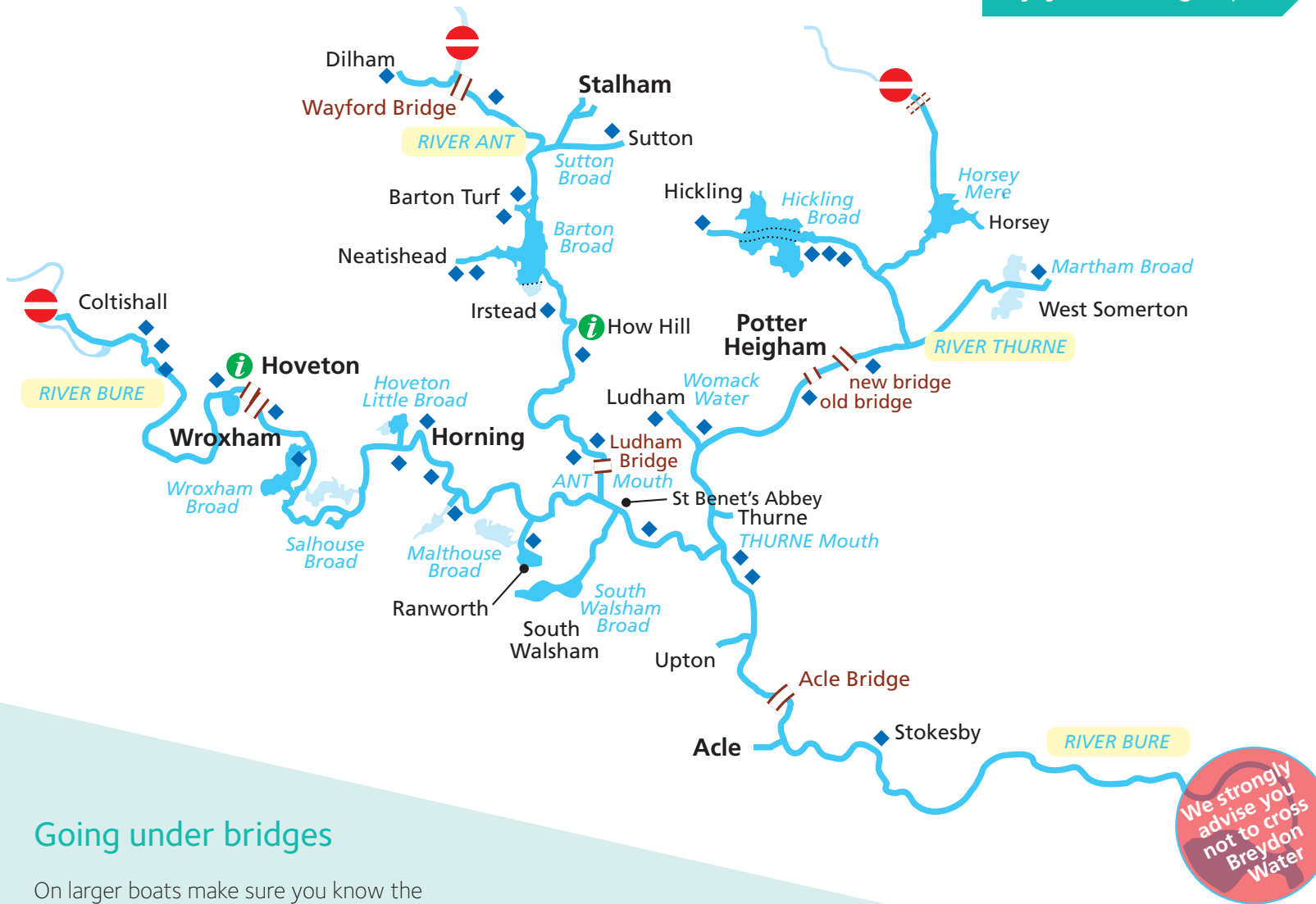


Enjoy a relaxing trip

approximate journey times - in hours, one way



Northern rivers & broads

River Bure

Wroxham ~ Coltishall	2
Wroxham ~ Salhouse Broad	1
Salhouse Broad ~ Horning	1
Horning ~ Ranworth	1
Ranworth ~ South Walsham	1 1/2
South Walsham ~ St Benet's Abbey	1
St Benet's Abbey ~ Upton	1 1/2
Upton ~ Acle	1/2
Acle ~ Stokesby	1/2

River Ant

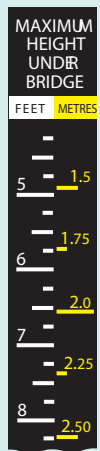
Stalham ~ Wayford Bridge	3/4
Stalham ~ Sutton	1/2
Stalham ~ Barton Broad	3/4
Sutton ~ Barton Broad	1/2
Barton Broad ~ How Hill	1
How Hill ~ Ludham Bridge	3/4
Ludham Bridge ~ Ranworth	1 1/2
Ludham Bridge ~ Upton	2

River Thurne

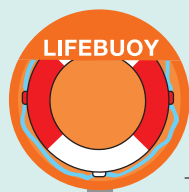
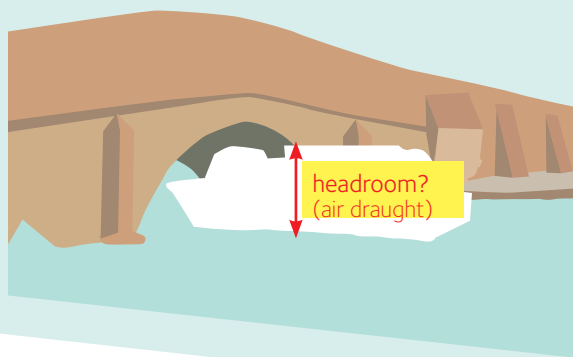
Hickling ~ Horsey	3/4
Hickling ~ West Somerton	1 1/2
West Somerton ~ Potter Heigham	1
Potter Heigham ~ Womack Water	1/2
Womack Water ~ Thurne	1/2

Going under bridges

On larger boats make sure you know the headroom (air draught) your boat needs before trying to pass under. Check the advance bridge gauge board to see what clearance you have available and whether your boat will pass through.



Watch your head!

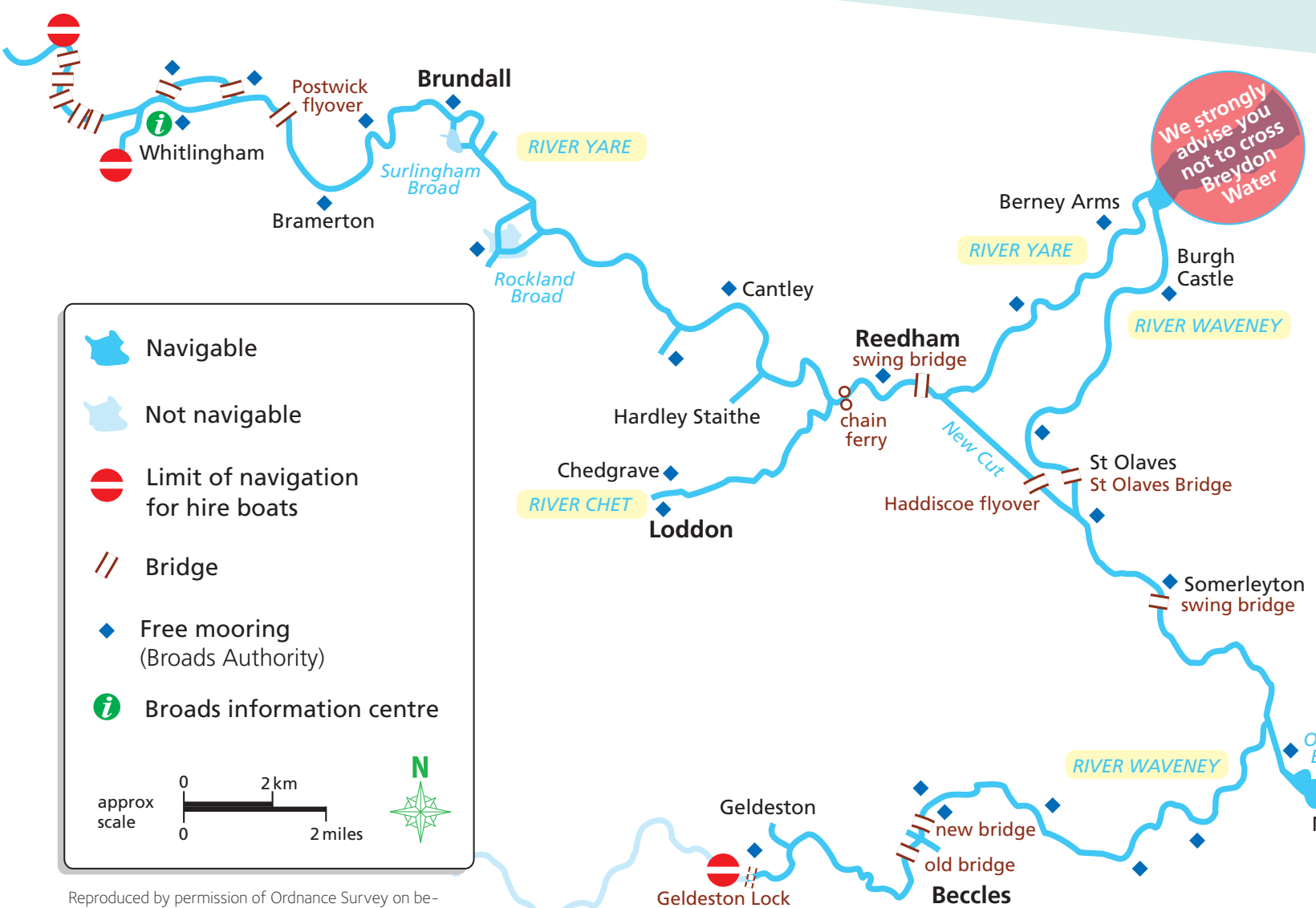


Mooring

There are free Broads Authority moorings throughout the Broads. There are also parish, boatyard and some other private moorings, such as pubs - there may be a charge for any of these.

Please follow the guidance from boatyard staff on how to moor.

NORWICH



Southern rivers & broads

Rivers Yare and Chet

Thorpe St Andrew ~ Whitlingham	1/4
Whitlingham ~ Brundall	2
Brundall ~ Rockland	3/4
Rockland ~ Cantley	2
Cantley ~ Hardley Staithe	1/2
Hardley Staithe ~ Reedham	3/4
Loddon ~ Reedham	1 1/2
Reedham ~ Berney Arms	3/4

River Waveney

Geldeston ~ Beccles	1
Beccles ~ Burgh St Peter	2
Burgh St Peter ~ Oulton Broad	3/4
Oulton Broad ~ Somerleyton	1 1/2
Somerleyton ~ St Olaves	3/4
St Olaves ~ Burgh Castle	3/4

Welcome to day boating

Boats are an essential part of the Broads, but whether you're a first-time boater or you've been boating all your life, please take care of yourself, your passengers, others on the waterways, the wildlife and the fragile world of the Broads.

Slow down and see more ... in a small boat you're closer to the wildlife - grebes dancing, dragonflies darting and if you're really lucky, otters frolicking.

Going fishing?



Remember that to fish in the Broads you need a current Environment Agency licence, available from post offices or by visiting environment-agency.gov.uk. **You are not allowed to fish from a moving boat.** In general there is a closed season on all rivers and broads for coarse fishing from **15 March to 15 June inclusive.** **Do not fish during this period.** Local byelaws apply.

Broads information centres

Hoveton/Wroxham
tel/fax 01603 78228

Toad Hole Cottage, How Hill
tel/fax 01692 678763

Whitlingham Visitor Centre, Norwich
tel 01603 617332

Help!

Try to take a mobile phone, make sure it is charged and know your number.

Useful numbers

Emergencies 999

Coastguard, Police, Ambulance, Fire

Problems/advice Broads Control
Broads Authority 01603 756056


Police 0845 4564567
*non-emergency number for crime
and anti-social behaviour*

If you have to telephone in an emergency be as specific as possible about your location.

Give:

- the name of the boat
- how many people are on board
- the name of the river
- the nearest village
- any nearby landmarks/post number
- the nearest 24 hour mooring site - this may include a grid reference

02/2011



Further information is available from the:
**Broads Authority, Yare House, Thorpe Road
Norwich NR11RY**


Tel: 01603 610734

Email: broads@broads-authority

Website: www.broads-authority.gov.uk



Day Boating

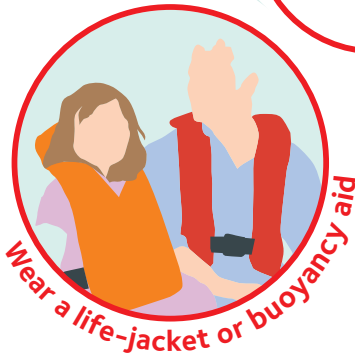


 **Broads**
Authority



Think ahead

- **Plan your trip.** How far can you go in the time you have - an hour, half a day, a whole day? Where will you moor up on the way? (See map and journey times inside). Keep an eye on the weather.
- Boatyard staff will explain the basics of day boating and where to moor - please follow their guidance.
- Stay out of the water - it's **never** safe to swim.



Go boating ... safely!

- Stay just to the right of the centre of the channel. In marked channels, stay within the red and green posts.
- Keep to the speed limits. Boat waves damage banks, harm wildlife and can be dangerous for other boaters and anglers.
- Make sure children are supervised. Young children are not allowed to helm the boat.
- Make sure you and your crew are always safely inside the cockpit.
- Keep a good lookout for boaters and anglers.
- Watch out for fishing gear in the water and keep clear if possible.

Getting on board

- Always ask for and wear a life-jacket or buoyancy aid.
- Be careful getting on board and stepping ashore - it could be slippery.
- Make sure that nothing is trailing behind the boat - e.g. mooring ropes - they could get caught around the propeller.



- Take extra care near boats which are dredging or doing other maintenance work.
- **Boats don't have brakes** - use reverse to help slow down the boat. It helps to moor against the tide or current as your boat is easier to control. If anglers are fishing from a mooring, try to moor away from them.