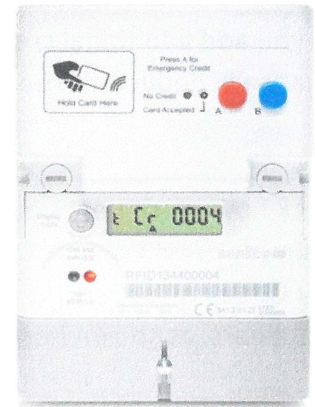






RFID pre-payment card meter - Understanding your meter

How do I know what my credit balance is?

Your remaining credit balance is clearly indicated on the green LCD display after the letters 'Cr'



How do I add credit to my meter?



Simply hold a valid card with credit up against the top of the meter where you see the above symbol. The prepaid credit from your card will then be transferred to your meter

The small green LED will light up and the green LCD display will indicate that the card has been accepted by the meter showing the message 'CARD' followed by the amount of credit added - your updated balance will then be displayed

Note: These cards are single use only. If use of a card is attempted more than once, the small red LED will light up and the green LCD will display 'no CrEd'